

An aerial photograph of a coastline. The left side shows a dark, deep body of water, possibly a bay or a large river mouth, with some smaller islands or peninsulas. The right side shows a wide, sandy beach and a large, flat, brownish area that could be a dry lake bed or a large field. The text "Is waste being wasted?" is overlaid in white, bold, sans-serif font across the middle of the image.

Is waste being wasted?

13' Bcj Ya VYf 2008, 6 i ` [Uf]U

Jorge DIAZ DEL CASTILLO
DG Environment, European Commission

Waste: EU Biggest headache!

1.3 billion tonnes/year of non-agriculture waste in EU of which 60 million are hazardous waste.

EU-15: 570 Kg per capita per annum

EU-12: 350 Kg per capita per annum

Management cost: € 75 billion/year



Saving natural resources: Life after death

Extraction:
16 tons


**Production and
Consumption**

To physical stock:
10 tons

Disposal:
6 tons

Source

Sink



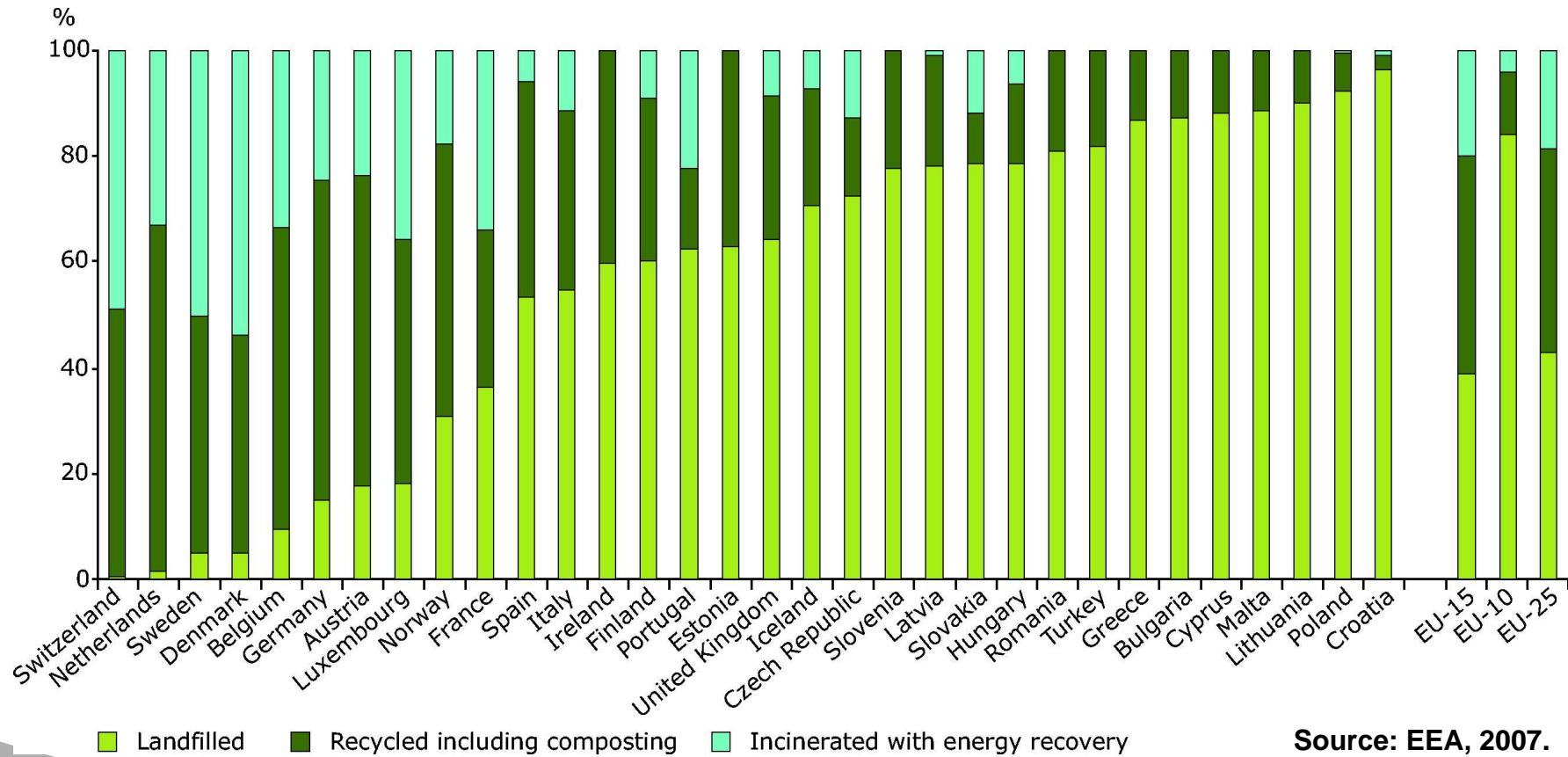


Weekly	Fortnightly		Two collections per year	
Garbage	Recycling (co-mingled)	Green Waste	Hard Waste	Bundled Branches
				
140 litre or 80 litre	240 litre blue bin	240 litre bin with a red lid	On the nature strip	On the nature strip

35%

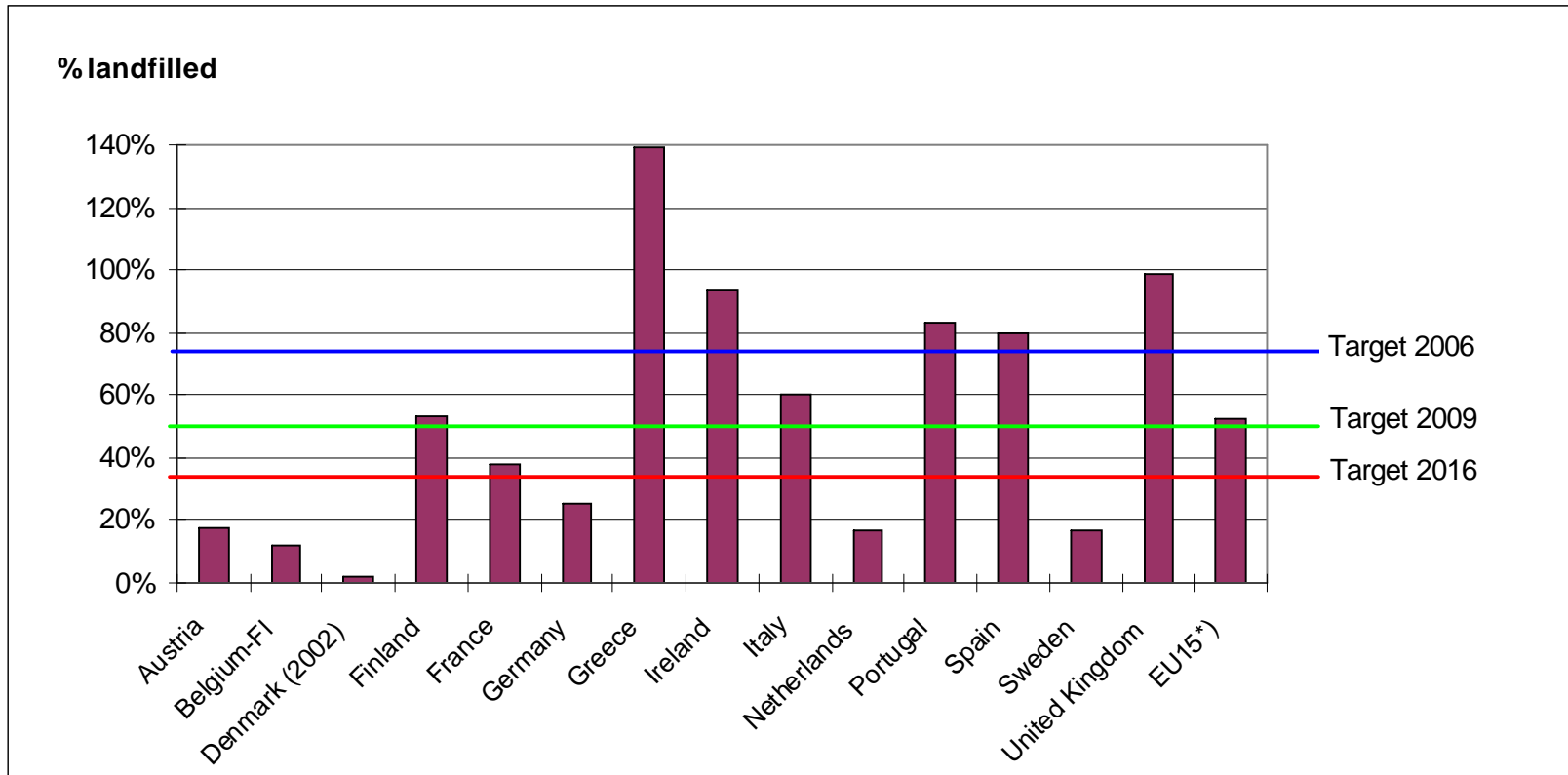


What are we doing with our municipal waste?

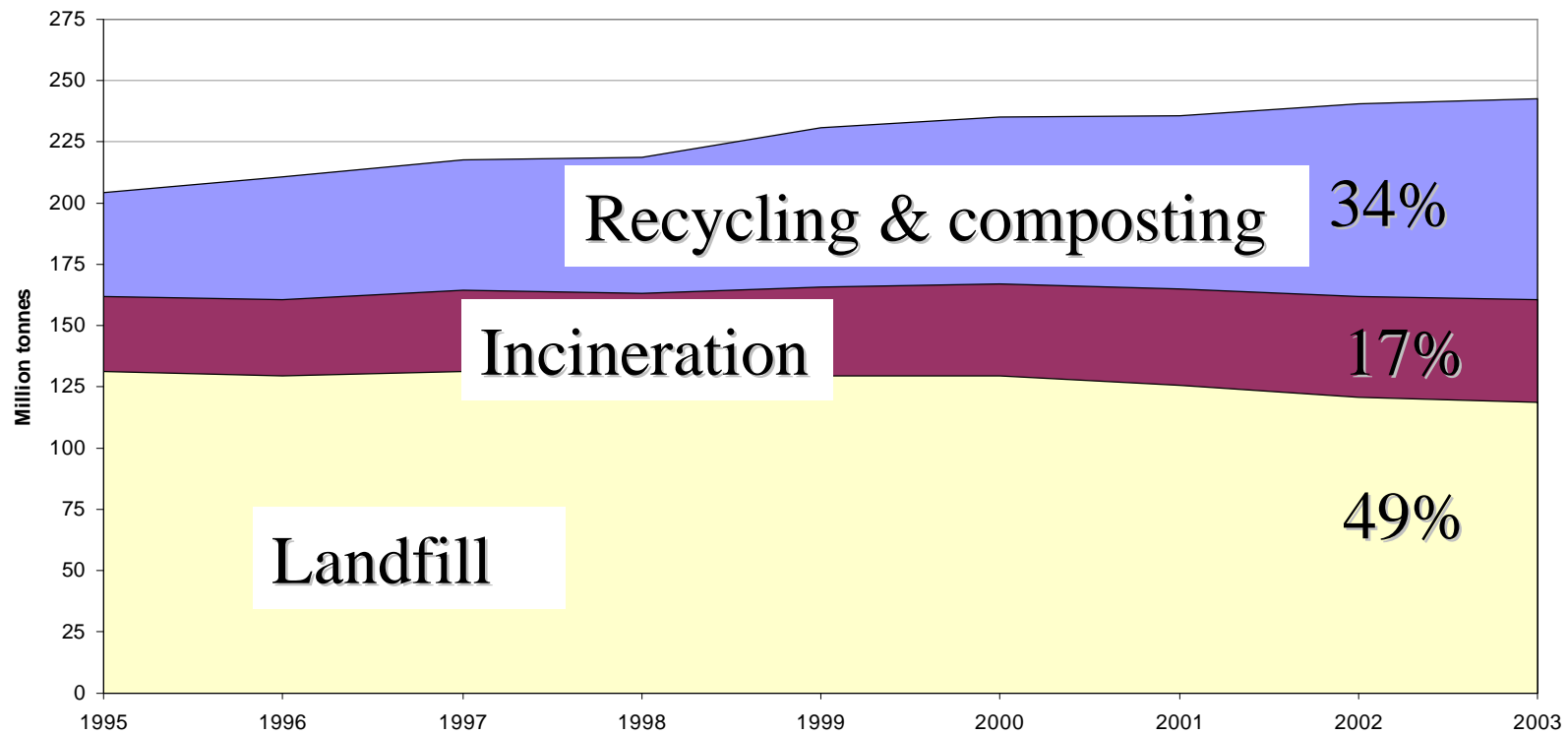


Source: EEA, 2007.

Implementation of EU Landfill Legislation Art. 5 Strategy on biodegradable waste



Implementation of EU Landfill Legislation Diversion from Landfills

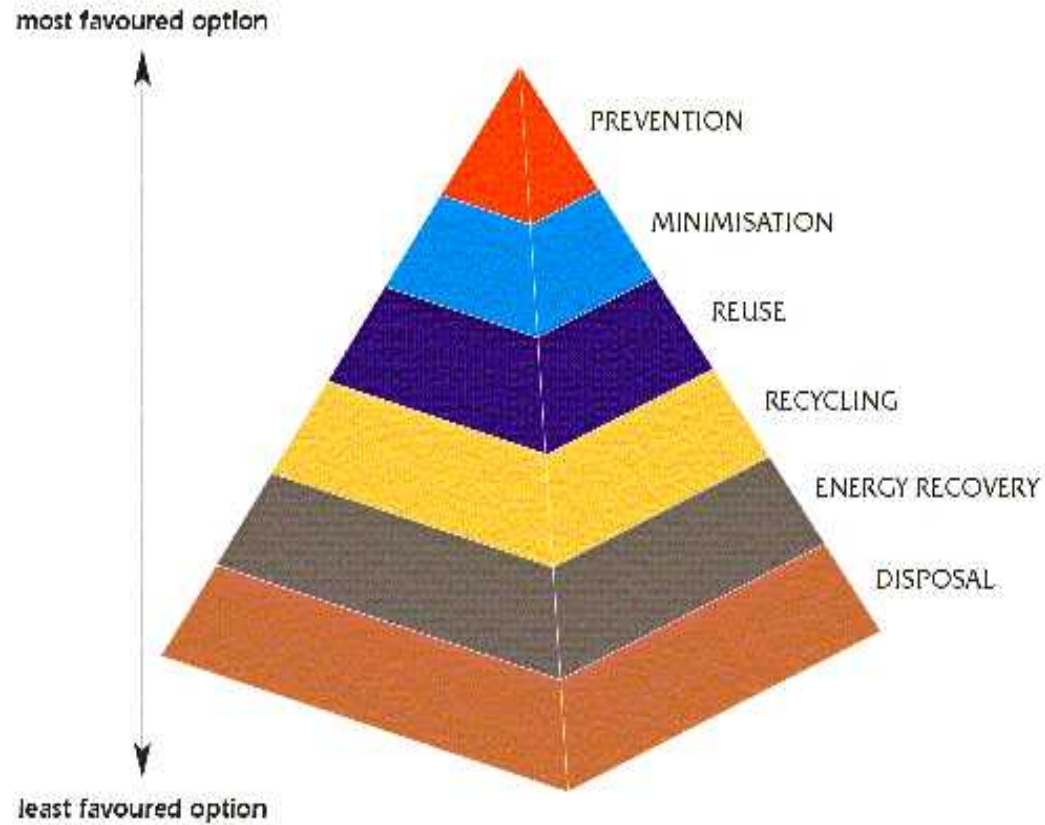


■ MW treated otherwise ■ MW incinerated ■ MW landfilled

Implementation of EU Landfill Legislation Waste acceptance criteria

- **Council Decision 2003/33/EC applicable since 16 July 2005**
- **No transparency as to how waste acceptance criteria are applied in different MS.**
- **In 2008/2009 the Commission will seek information regarding the implementation rate in MS**
- **An ongoing IMPEL project is working on improving the understanding and knowledge of the Landfill Directive and Waste Acceptance Decision**


Waste Hierarchy



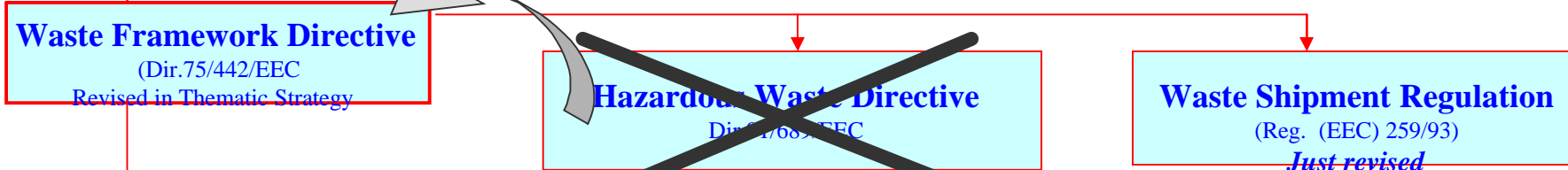
Hard Law



Waste Prevention and Recycling Strategy COM(2005)...



Framework Legislation



Waste Treatment Operations



Waste Streams



Implementation, implementation & implementation

- Thousands of illegal landfills
- More than 1 on 4 shipments of waste found to be illegal
- Heightening number of infringement cases
- Bottomline: still high risk of damage to health and safety



Implementation of EU Landfill Legislation Enforcement

- **Infringement proceedings Art. 226 EC**
 - Letter of formal notice
 - Reasoned opinion
- **Infringement proceedings Art. 228 EC**
 - Lump sum or penalty depend on:
 - Seriousness of infringement (factor x)
 - Duration (factor x)
 - Deterrent effect (factor x)
- **Daily penalties of 140.000€ or a lump sum of 20.Mio € are not uncommon**

Implementation of EU Landfill Legislation

Questions in infringement procedures

references to some relevant case law.

IE: C-494/01 persistent failure to transpose WFD

UK: C-62/03 on failure to transpose WFD

IT: C-270/03 and subsequent Art 228 letter for wrongly exempting waste collectors

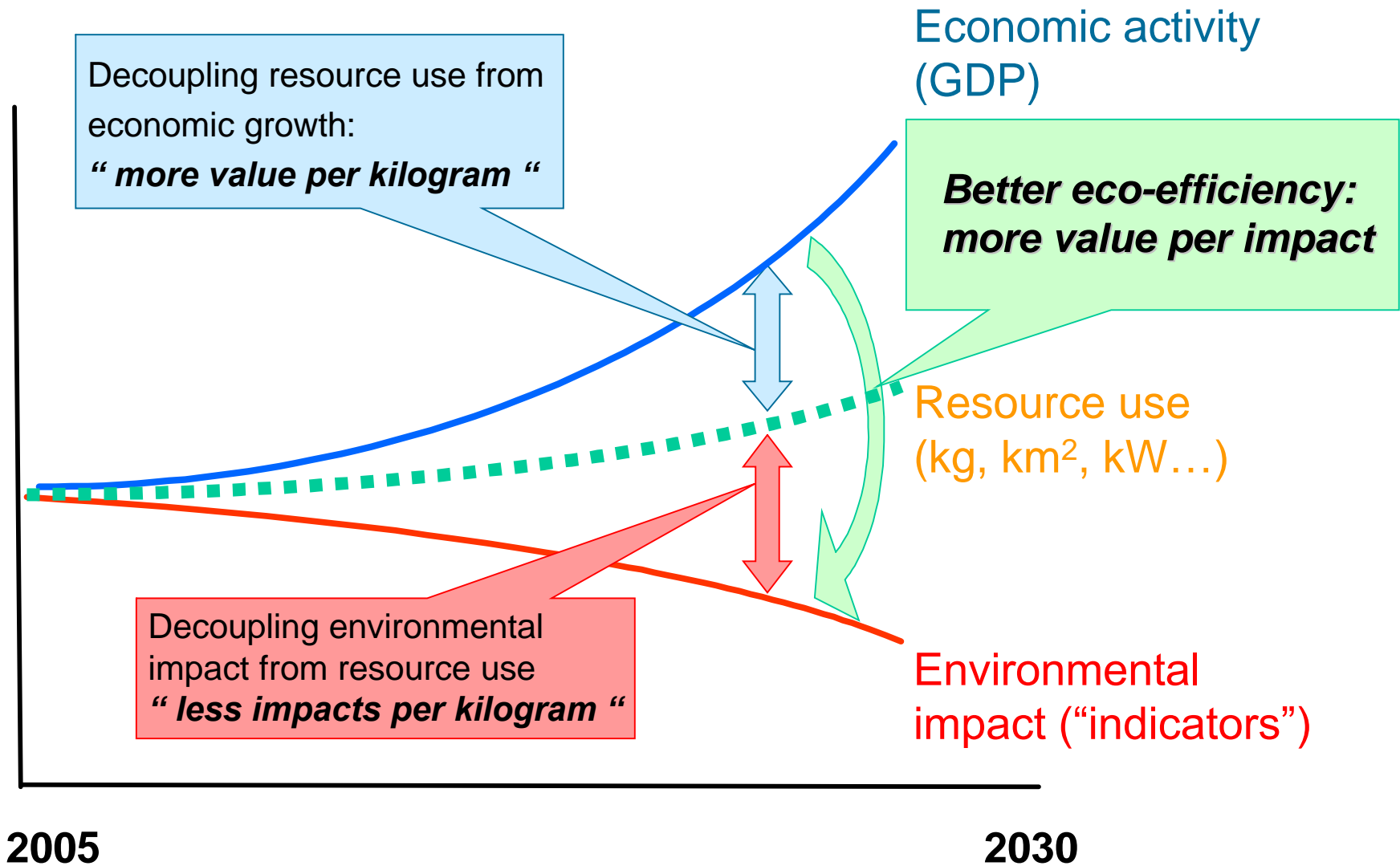
EL: C-387/97 Koroupitos landfill (leading case) 228 procedure
C-112/06 on the same substance
C-502/03 for > 1000 illegal sites

ES: C-157/04 La Gomera breach of Art. 4,8,9, and 13 + Art. 14 LFD
C-446/01 breach of Art. 4,9 and 13 WFD

FR: C-423/05 presently in Court for unauthorized landfills (approx. 8000)

DE: C-6/03 relevant for interpreting of Art. 5 LFD

An ideal capitalist world...



YOUR VOTE ENSURES THAT OUR LEADERS DELIVER.

It is your right and your duty to take part in regular, free and fair elections.
Use your vote to safeguard Namibia's democratic future.



**YOUR VOTE
WILL MAKE A
DIFFERENCE**

VOTE DEMOCRACY



Waste can make sound packaging





Some targets in waste legislation

		min recovery	min recycling	collection rate
Packaging	2008	60%	55% (+ for specific materials)	
Cars	2015	95%	85%	100%
Electronics	2006	70%	50%	min 4 kg per inhabitant per year
Batteries	2016			45%
	2010	50% to 75% (efficiency)		
Tyres	2006	0 landfill of tyres		
Biowaste	2006	reduction to 75% of the 1995 level		
	2009	reduction to 50% of the 1995 level		
	2016	reduction to 35% of the 1995 level		



COUNTDOWN

2010

SAVE BIODIVERSITY

